

YEAKIN POLYMER LIMITED
Statement of Financial Position (Un-audited)
As at 31st December, 2016

Particulars	Amount in Taka	
	31-12-2016	30-06-2016
Property & Assets		
Non-current Assets	581,496,838	478,235,147
Property, Plant & Equipment	425,954,624	371,601,708
Capital Work in Progress	155,542,214	106,633,439
Current Assets	476,270,919	376,431,664
Inventories	131,262,660	144,402,224
Trade Receivable	142,507,960	177,778,985
Other Receivable	-	984,961
Advances, Deposits & Prepayments	54,366,104	55,313,205
Cash & Cash Equivalent	148,134,195	37,952,289
Total Assets & Property	1,057,767,757	854,666,811
Shareholders' Equity & Liabilities		
Shareholders' Equity	840,880,793	609,257,202
Share Capital	590,000,000	390,000,000
General Reserve	8,357,000	8,357,000
Tax Holiday Reserve	24,159,453	24,159,453
Retained Earnings	218,364,340	186,740,749
Non-Current Liabilities	45,611,380	54,125,793
Deferred Tax Liabilities	26,240,170	31,686,151
Long Term Bank Loan	19,371,210	22,439,642
Current Liabilities	171,275,584	191,283,816
Current Portion of Long Term Loan	10,723,776	10,723,776
Short Term Bank Loan	75,544,384	101,134,518
Trade Creditors	4,106,098	3,981,541
Liabilities for Expenses	76,370,688	72,418,037
Liability for WPPF	4,530,638	3,025,944
Total shareholders Equity & Liabilities	1,057,767,757	854,666,811
Net Asset Value Per Share (NAV)	14.25	15.62


Chairman


Managing Director


Director


Chief Financial Officer


Company Secretary

Place: Dhaka
Dated: 30 January, 2017



ISO 9001:2008

Factory Complex:
Labsha, Satkhira, Cell: 88-01714-005583, 01764-326408
E-mail: ygsatkhira@yeakingroupbd.com



ISO 14001:2004

YEAKIN POLYMER LIMITED

Statement of Profit or Loss and Other Comprehensive Income (Un-audited)
For the Half Year ended 31st December, 2016

Particulars	Amount in Taka		Amount in Taka	
	July to December 2016	July to December 2015	October to December 2016	October to December 2015
Sales Revenue	181,092,186	178,244,794	84,345,214	87,122,398
Less: Cost of Goods Sold	117,599,246	108,530,348	41,650,405	42,121,071
Gross Profit/ (Loss)	63,492,940	69,714,446	42,694,809	45,001,327
Operating Expenses	21,590,247	8,185,821	13,047,064	3,924,867
Administrative Expenses	18,606,521	6,110,181	12,189,667	2,992,867
Selling & Distribution Expenses	2,983,726	2,075,640	857,397	932,000
Profit from Operations	41,902,693	61,528,625	29,647,745	41,076,460
Financial Expenses	(10,304,126)	(3,037,803)	(8,097,247)	(1,624,151)
Financial Expenses	(12,290,970)	(3,037,803)	(9,932,266)	(1,624,151)
Other Income	1,986,844	-	1,835,019	-
Profit before Contribution to WPPF & Income Tax	31,598,567	58,490,822	21,550,498	39,452,309
Less: Provision for Contribution to WPPF	1,504,694	2,785,277	1,026,214	1,878,681
Net Profit/ (Loss) after Contribution to WPPF but before Provision for Income	30,093,873	55,705,545	20,524,284	37,573,628
Less: Income Tax Expenses :	(1,529,718)	19,496,941	5,131,071	13,150,770
Current Tax	3,916,263	13,418,623	3,148,461	10,034,424
Deferred Tax (Income)/Expenses	(5,445,981)	6,078,317	1,982,611	3,116,346
Net Profit/ (Loss) after Provision for transferred to Retained Earnings	31,623,591	36,208,604	15,393,213	24,422,858
Adjusted Earnings Per Share	0.58	0.66	0.28	0.45
Weighted Average Number of Shares	54,652,174	54,652,174	54,652,174	54,652,174


Chairman


Managing Director


Director


Chief Financial Officer


Company Secretary

Place: Dhaka
Dated: 30 January, 2017



ISO 9001:2008

Factory Complex:

Labsha, Satkhira, Cell: 88-01714-005583, 01764-326408

E-mail: ygsatkhira@yeakingroupbd.com



ISO 14001:2004

YEAKIN POLYMER LIMITED

Statement of Changes in Equity (Un-audited)
For the Half Year ended 31st December, 2016

Particulars	Amount in Taka					
	Share Capital	Share Money Deposit	General Reserve	Tax Holiday Reserve	Retained Earnings	Total Shareholders Equity
Balance as at 1st July, 2016	390,000,000	-	8,357,000	24,159,453	186,740,749	609,257,202
Share Capital	200,000,000	-	-	-	-	200,000,000
Net Profit/ (Loss) after tax for the Half Year ended 31st December, 2016	-	-	-	-	31,623,591	31,623,591
Dividend Paid	-	-	-	-	-	-
Balance as at 31st December, 2016.	590,000,000	-	8,357,000	24,159,453	218,364,340	840,880,793


YEAKIN POLYMER LIMITED

Statement of Changes in Equity (Un-audited)
For the Half Year ended 31st December, 2015

Particulars	Amount in Taka					
	Share Capital	Share Money Deposit	General Reserve	Tax Holiday Reserve	Retained Earnings	Total Shareholders Equity
Balance as at 1st July, 2015.	390,000,000	-	8,357,000	24,159,453	147,403,482	569,919,935
Share Capital	-	-	-	-	-	-
Dividend	-	-	-	-	-	-
Net Profit/ (Loss) after tax for the Half Year ended 31st December, 2015.	-	-	-	-	36,208,604	36,208,604
Balance as at 31st December, 2015.	390,000,000	-	8,357,000	24,159,453	183,612,086	606,128,539


Chairman


Managing Director


Director


Chief Financial Officer


Company Secretary

Place: Dhaka
Dated: 30 January, 2017

yeaking group



ISO 9001:2008

Factory Complex:

Labsha, Satkhira, Cell: 88-01714-005583, 01764-326408
E-mail: ygsatkhira@yeakingroupbd.com



ISO 14001:2004

YEAKIN POLYMER LIMITED

Statement of Cash Flows (Un-audited)

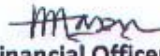
For the Half Year ended 31st December, 2016


Particulars	Amount in Taka	
	31-12-2016	31-12-2015
A. Cash flow from operating activities:		
Cash received during the year	179,335,016	197,082,743
Cash received from customers & other	179,335,016	197,082,743
Cash payment during the year	109,578,896	108,412,277
Less: Cash payment to suppliers, employee and other	109,370,191	103,545,083
Cash payment for income tax	208,705	4,867,194
Net cash provided/ (used) by operating activities	69,756,120	88,670,465
B. Cash flow from investing activities:		
Paid for acquisition of fixed assets	(432,356)	-
Capital Work in Progress	(118,192,323)	(162,904,172)
Net cash provided/ (used) by investing activities	(118,624,679)	(162,904,172)
C. Cash flow from financing activities:		
Issuance of ordinary shares	200,000,000	-
Cash payment for financial expenses	(12,290,970)	(3,037,803)
Short term bank loan receipt/(paid)	(25,590,134)	52,426,830
Long term bank loan receipt	(3,068,432)	13,816,754
Dividend paid	-	-
Net cash provided/ (used) by financing activities	159,050,464	63,205,781
D. Net Increase/(Decrease) in cash (A+B+C)	110,181,905	(11,027,926)
E. Opening cash & cash equivalents	37,952,289	53,578,727
Closing cash & cash equivalents (D+E)	148,134,195	42,550,801
Net Operating Cash flow Per share (Weighted Average)	1.28	2.27


Chairman


Managing Director


Director


Chief Financial Officer


Company Secretary

Place: Dhaka

Dated: 30 January, 2017



ISO 9001:2008

Factory Complex:
Labsha, Satkhira, Cell: 88-01714-005583, 01764-326408
E-mail: ygsatkhira@yeakingroupbd.com



ISO 14001:2004